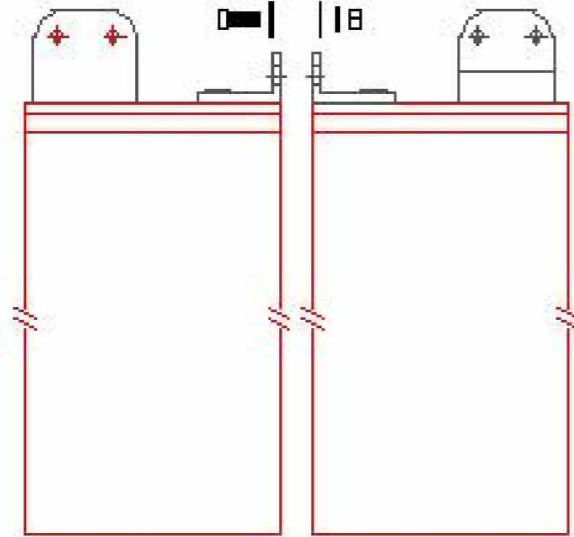




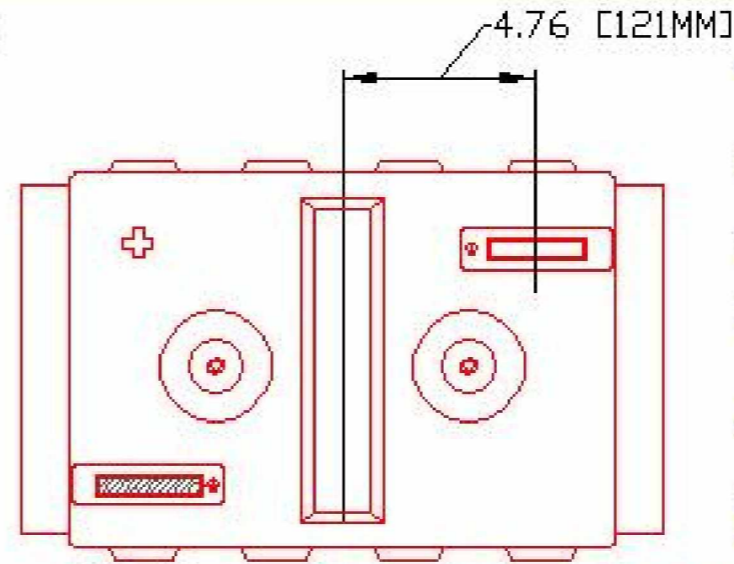
# HEAVY DUTY DEEP CYCLE SERIES 5000

<b>BATTERY TYPE</b>	<b>VOLTS</b>	<b>4</b>	<b>4 KS 21P</b>
<b>DIMENSIONS</b>			
LENGTH			400 MM    15 3/4    INCHES
WIDTH			238 MM    9 3/8    INCHES
HEIGHT			629 MM    24 3/4    INCHES
<b>WEIGHT DRY</b>			98 KG    216    LBS.
<b>WEIGHT WET</b>			121 KG    267    LBS.
<b>CONTAINER CONSTRUCTION</b>			
INNER CONTAINER			POLYPROPYLENE
INNER COVER			POLYPROPYLENE - HEAT SEALED TO INNER CONTAINER
OUTER CONTAINER			HIGH DENSITY POLYETHYLENE
OUTER COVER			HIGH DENSITY POLYETHYLENE SNAP FIT TO OUTER CONTAINER
HANDLES			MOLDED
<b>PLATES PER CELL</b>			21
<b>ELECTROLYTE RESERVE</b>	ABOVE PLATES		95 MM    3.75    INCHES
<b>DESIGN CRITERIA</b>	10 YEAR WARRANTY	3300	CYCLES    15    YEAR LIFE
<b>POSITIVE PLATE DIMENSION</b>			
HEIGHT			432 MM    17.0    INCHES
WIDTH			143 MM    5.625    INCHES
THICKNESS			6.99 MM    0.275    INCHES
<b>NEGATIVE PLATE DIMENSION</b>			
HEIGHT			432 MM    17.0    INCHES
WIDTH			143 MM    5.625    INCHES
THICKNESS			4.57 MM    0.180    INCHES
<b>SEPARATOR INSULATION</b>	SEPARATOR THICKNESS		0.105 INCH
	POSITIVE PLATE DOUBLE WRAPPED WITH SLYVER AND ENVELOPED WITH HEAVY DUTY SEPARATOR		
<b>TERMINALS</b>	FLAG WITH STAINLESS STEEL NUTS AND BOLTS		
<b>COLD CRANK</b>	CCA	0°F / -17.8°C	3095
	MCA	32°F / 0°C	3869
			<b>RESERVE MINUTES AT 25A</b> 3575
<b>CAPACITY</b>	20 HR RATE		1104
			CAP / AH    CURRENT / AMPS
<b>CAPACITY AT THE 20 HOUR RATE</b>		<b>1.265 SP. GR.</b>	<b>1104    55.2</b>
CAPACITY AT THE 15 HOUR RATE		1.265 SP. GR.	1038    69.2
CAPACITY AT THE 12 HOUR RATE		1.265 SP. GR.	983    81.9
CAPACITY AT THE 10 HOUR RATE		1.265 SP. GR.	938    93.8
CAPACITY AT THE 8 HOUR RATE		1.265 SP. GR.	883    110.4
CAPACITY AT THE 6 HOUR RATE		1.265 SP. GR.	817    136.2
CAPACITY AT THE 5 HOUR RATE		1.265 SP. GR.	773    155
CAPACITY AT THE 4 HOUR RATE		1.265 SP. GR.	718    179
CAPACITY AT THE 3 HOUR RATE		1.265 SP. GR.	651    217
CAPACITY AT THE 2 HOUR RATE		1.265 SP. GR.	563    282
CAPACITY AT THE 1 HOUR RATE		1.265 SP. GR.	397    397

BOLT-ON CONNECTOR 2 X 316 SS NUT, WASHERS, LOCK WASHER AND BOLT

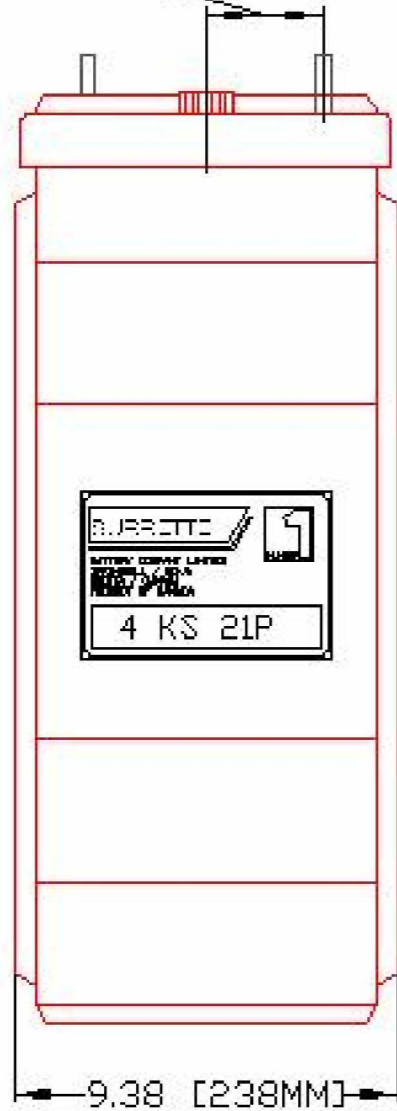


2.90 [74MM]

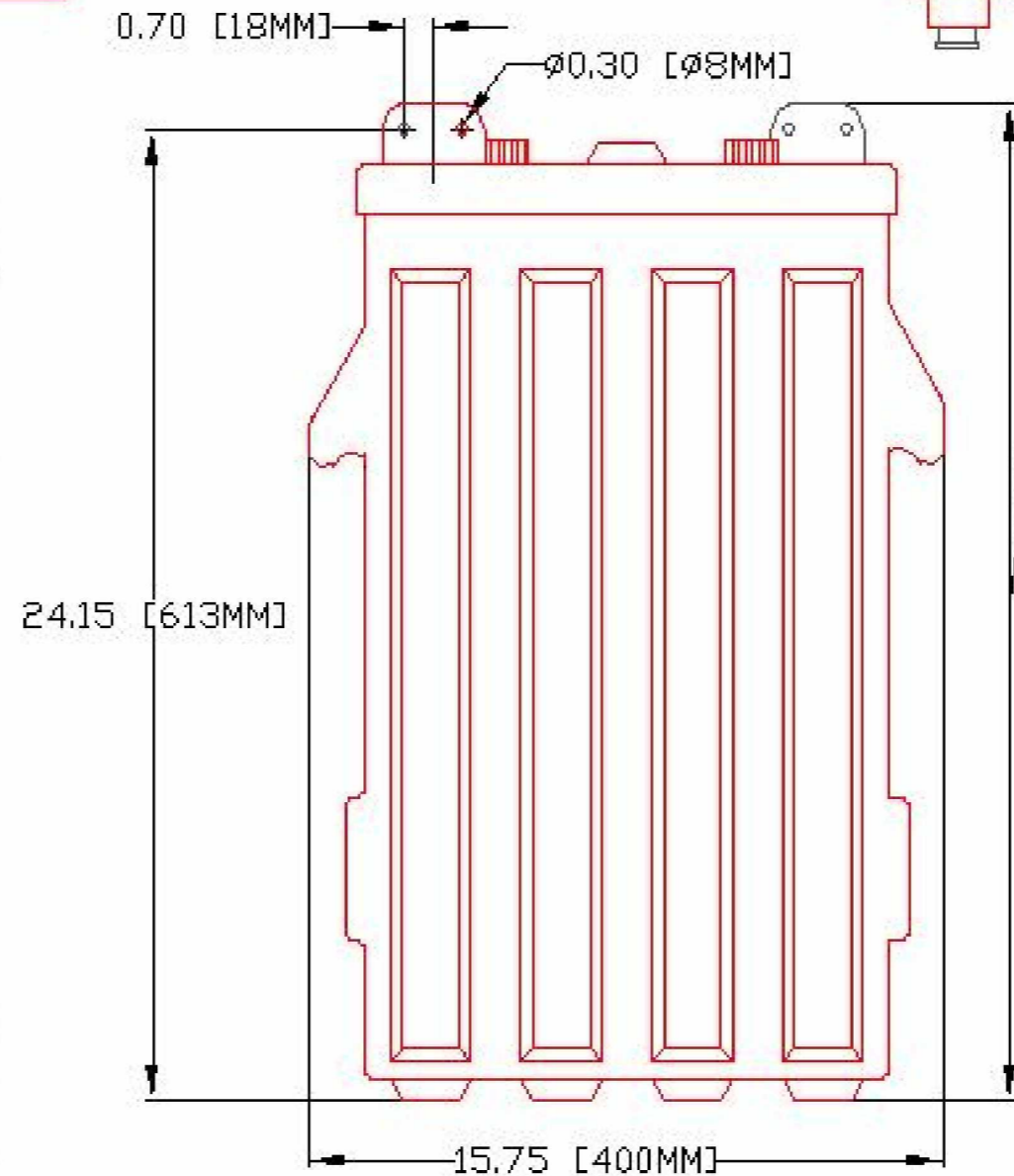


4.76 [121MM]

PART NUMBER: 4-KS-21P  
 WEIGHT WET: 267 LB / 121 KG  
 WEIGHT DRY: 186 LB / 84 KG  
 CAPACITY: 1,104 AH 20 HR  
 1,557 AH 100 HR  
 VOLTAGE: 4 V  
 OVERALL DIMENSIONS: 15.75X9 3/8X24.75"  
 MAX HEIGHT WITH OPTIONAL HYDROCAPS 25.13" / 638 MM



9.38 [238MM]



24.15 [613MM]

15.75 [400MM]

24.75 [629MM]



BATTERY ENGINEERING  
 SPRINGHILL, NOVA SCOTIA, CANADA

TITLE:  
 4KS21P

DESCRIPTION:  
 4V / 2 CELL 21 PLATE (KS) DEEP CYCLE  
 500/5000 SERIES

CONTACT INFO:  
 WEB: WWW.ROLLSBATTERY.COM  
 E-MAIL: SALES@ROLLSBATTERY.COM  
 PHONE: 1-800-681-9914

SCALE: 1" = 6" 1" = 4" JFEG  
 8.5" X 11" 11" X 17" NOT TO SCALE

Drawn by: S. WILES Approved By: D. SURRETTE

DATE: 12-APR-02 REVISION 2.2

DRAWING NO.: DWG 002, BD4KS21P