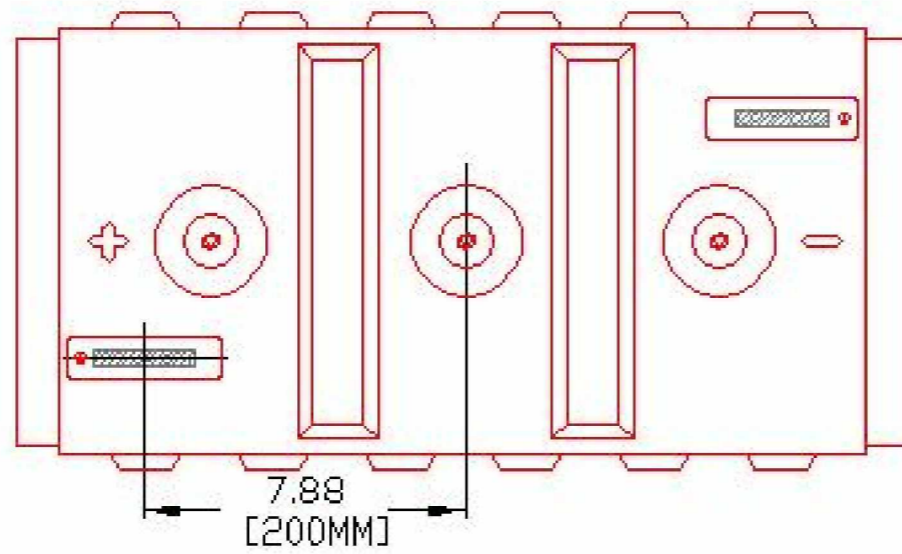




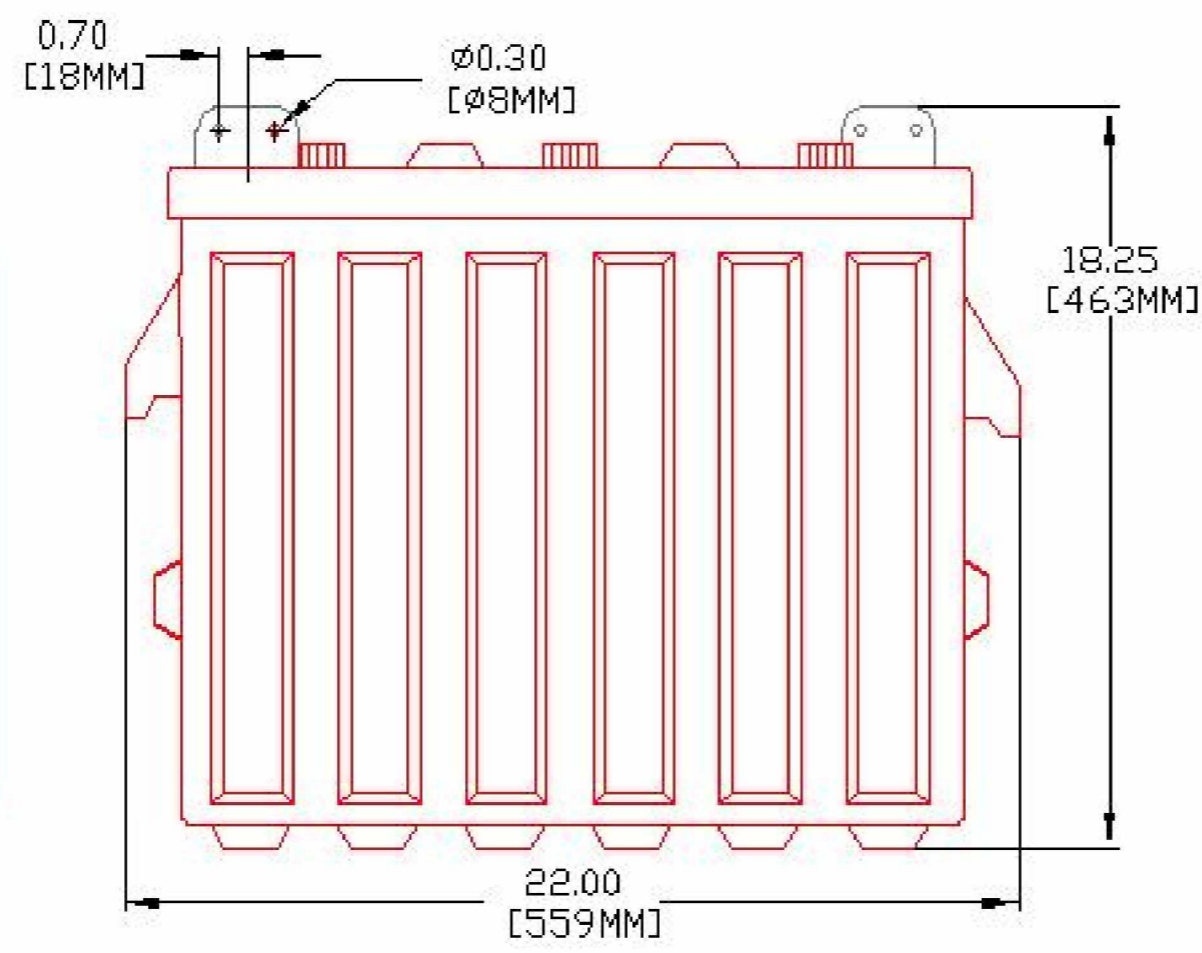
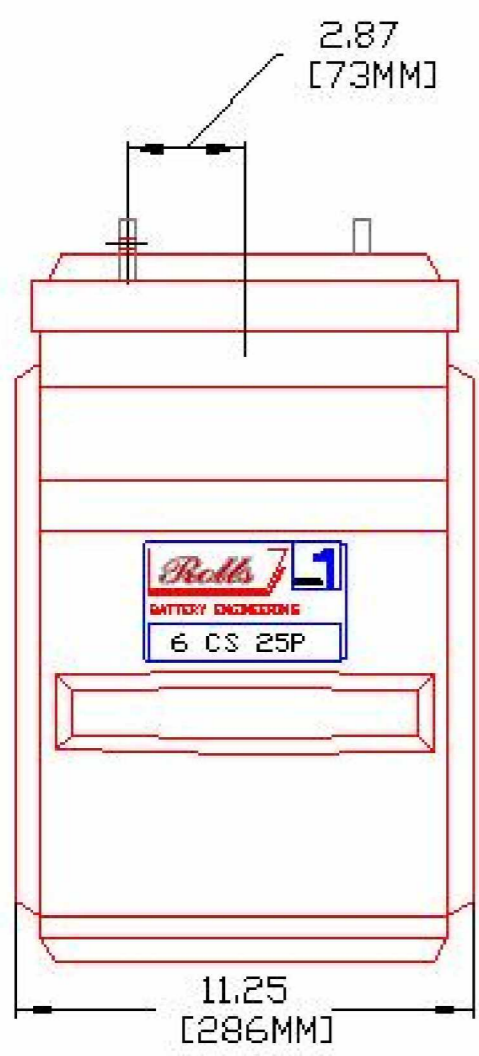
# HEAVY DUTY DEEP CYCLE SERIES 5000

<b>BATTERY TYPE</b>	<b>VOLTS</b>	<b>6</b>	<b>6 CS 25P</b>
<b>DIMENSIONS</b>			
LENGTH		559 MM	22 INCHES
WIDTH		286 MM	11 1/4 INCHES
HEIGHT		464 MM	18 1/4 INCHES
<b>WEIGHT DRY</b>		115 KG	254 LBS.
<b>WEIGHT WET</b>		145 KG	318 LBS.
<b>CONTAINER CONSTRUCTION</b>			
INNER CONTAINER		POLYPROPYLENE	
INNER COVER		POLYPROPYLENE - HEAT SEALED TO INNER CONTAINER	
OUTER CONTAINER		HIGH DENSITY POLYETHYLENE	
OUTER COVER		HIGH DENSITY POLYETHYLENE SNAP FIT TO OUTER CONTAINER	
HANDLES		MOLDED	
<b>PLATES PER CELL</b>		25	
<b>ELECTROLYTE RESERVE</b>	ABOVE PLATES	95 MM	3.75 INCHES
<b>DESIGN CRITERIA</b>	10 YEAR WARRANTY	3300 CYCLES	15 YEAR LIFE
<b>POSITIVE PLATE DIMENSION</b>			
HEIGHT		273 MM	10.750 INCHES
WIDTH		143 MM	5.625 INCHES
THICKNESS		6.73 MM	0.265 INCHES
<b>NEGATIVE PLATE DIMENSION</b>			
HEIGHT		273 MM	10.750 INCHES
WIDTH		143 MM	5.625 INCHES
THICKNESS		4.70 MM	0.185 INCHES
<b>SEPARATOR</b>	SEPARATOR THICKNESS	0.105 INCH	
<b>INSULATION</b>	POSITIVE PLATE ENVELOPED BY VERTICAL SLYVER GLASS MAT		
<b>TERMINALS</b>	FLAG WITH STAINLESS STEEL NUTS AND BOLTS		
<b>COLD CRANK</b>	CCA	0°F / -17.8°C	2088
	MCA	32°F / 0°C	2610
	<b>RESERVE</b>		1624
	<b>MINUTES AT 25A</b>		
<b>CAPACITY</b>	20 HR RATE	820	
		CAP / AH	CURRENT / AMPS
<b>CAPACITY AT THE 20 HOUR RATE</b>	<b>1.265 SP. GR.</b>	<b>820</b>	<b>41.0</b>
CAPACITY AT THE 15 HOUR RATE	1.265 SP. GR.	771	51.4
CAPACITY AT THE 12 HOUR RATE	1.265 SP. GR.	730	60.8
CAPACITY AT THE 10 HOUR RATE	1.265 SP. GR.	697	69.7
CAPACITY AT THE 8 HOUR RATE	1.265 SP. GR.	656	82.0
CAPACITY AT THE 6 HOUR RATE	1.265 SP. GR.	607	101.1
CAPACITY AT THE 5 HOUR RATE	1.265 SP. GR.	574	115
CAPACITY AT THE 4 HOUR RATE	1.265 SP. GR.	533	133
CAPACITY AT THE 3 HOUR RATE	1.265 SP. GR.	484	161
CAPACITY AT THE 2 HOUR RATE	1.265 SP. GR.	418	209
CAPACITY AT THE 1 HOUR RATE	1.265 SP. GR.	295	295



PART NUMBER: 6-CS-25P  
 WEIGHT VET: 318 LB / 144 KG  
 WEIGHT DRY: 254 LB / 115 KG  
 CAPACITY: 820 AH 20 HR  
 1,156 AH 100 HR  
 VOLTAGE: 6 V  
 OVERALL DIMENSIONS: 22 X 11 1/4 X 18 1/4"

 MAX HEIGHT WITH OPTIONAL HYDROCAPS 18 5/8" - 473 MM



BATTERY ENGINEERING SALEM, MASS

TITLE 6CS25P

DESCRIPTION 6V / 3 CELL 25 PLATE (CS) DEEP CYCLE 500/5000 SERIES

CONTACT INFO:  
 WEB: WWW.ROLLSBATTERY.COM  
 E-MAIL: SALES@ROLLSBATTERY.COM  
 PHONE: 1-800-681-9914

SCALE: 1" = 6" 1" = 4" JPEG  
 8.5" X 11" 11" X 17" NOT TO SCALE

Drawn by: S. WILES Approved by: D. SURRETTE

DATE: 14-JUN-00 REVISION: 2.1

DRAWING NO: DWG 007, BD6CS25P