



HEAVY DUTY DEEP CYCLE

SERIES 4000

BATTERY TYPE

VOLTS 8

8 HHG 29P

DIMENSIONS

LENGTH	686 MM	27	INCHES
WIDTH	184 MM	7 1/4	INCHES
HEIGHT	305 MM	12	INCHES

WEIGHT DRY

47 KG 103 LBS.

WEIGHT WET

68 KG 150 LBS.

CONTAINER CONSTRUCTION

INNER CONTAINER	POLYPROPYLENE
INNER COVER	POLYPROPYLENE - HEAT SEALED TO INNER CONTAINER
OUTER CONTAINER	HIGH DENSITY POLYETHYLENE
OUTER COVER	HIGH DENSITY POLYETHYLENE SNAP FIT TO OUTER CONTAINER
HANDLES	MOLDED

PLATES PER CELL

29

ELECTROLYTE RESERVE ABOVE PLATES

70 MM 2.75 INCHES

DESIGN CRITERIA 7 YEAR WARRANTY

1300CYCLES 10 YEAR LIFE

POSITIVE PLATE DIMENSION

HEIGHT	162 MM	6.375	INCHES
WIDTH	143 MM	5.625	INCHES
THICKNESS	3.81 MM	0.150	INCHES

NEGATIVE PLATE DIMENSION

HEIGHT	162 MM	6.375	INCHES
WIDTH	143 MM	5.625	INCHES
THICKNESS	2.49 MM	0.098	INCHES

SEPARATOR

SEPARATOR THICKNESS

0.081 INCH

INSULATION

0.020" GLASS MAT

TERMINALS

FLAG WITH STAINLESS STEEL NUTS AND BOLTS

COLD CRANK

CCA	0°F / -17.8°C	1350
MCA	32°F / 0°C	1688

RESERVE

MINUTES AT 25A 603

CAPACITY

20 HR RATE 300

CAP / AH CURRENT / AMPS

CAPACITY AT THE 20 HOUR RATE

1.265 SP. GR. 300 15.0

CAPACITY AT THE 15 HOUR RATE

1.265 SP. GR. 282 18.8

CAPACITY AT THE 12 HOUR RATE

1.265 SP. GR. 267 22.3

CAPACITY AT THE 10 HOUR RATE

1.265 SP. GR. 255 25.5

CAPACITY AT THE 8 HOUR RATE

1.265 SP. GR. 240 30.0

CAPACITY AT THE 6 HOUR RATE

1.265 SP. GR. 222 37.0

CAPACITY AT THE 5 HOUR RATE

1.265 SP. GR. 210 42

CAPACITY AT THE 4 HOUR RATE

1.265 SP. GR. 195 49

CAPACITY AT THE 3 HOUR RATE

1.265 SP. GR. 177 59

CAPACITY AT THE 2 HOUR RATE

1.265 SP. GR. 153 77

CAPACITY AT THE 1 HOUR RATE

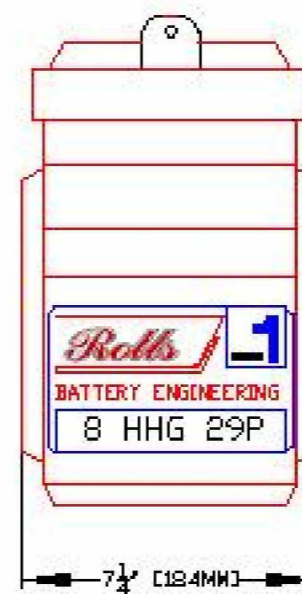
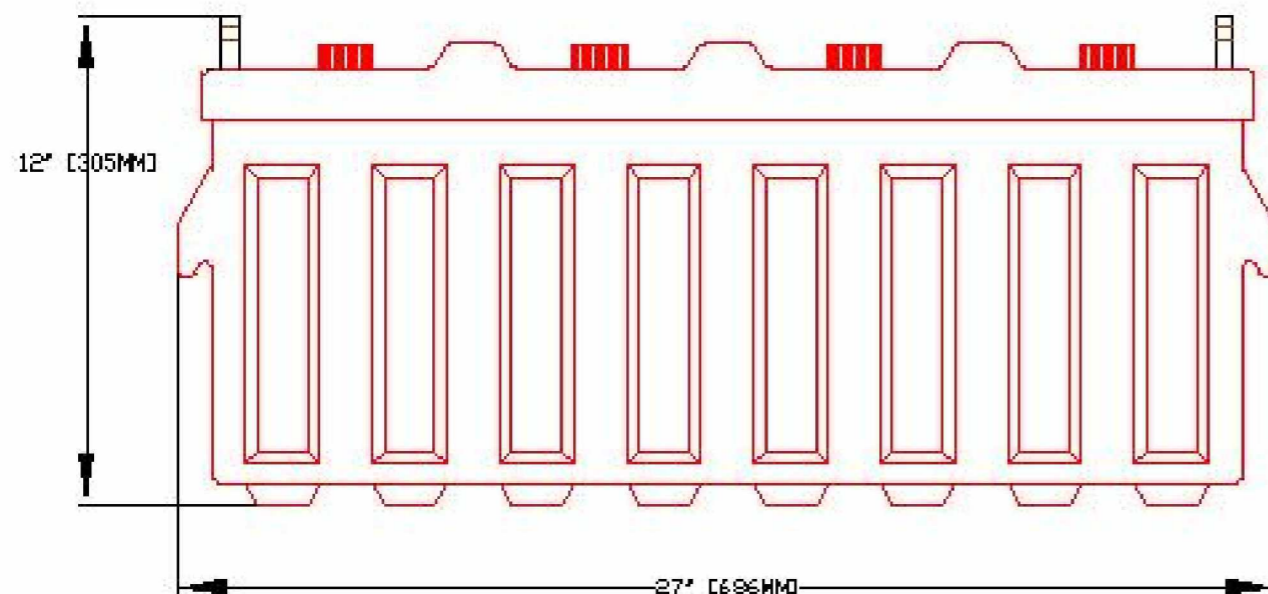
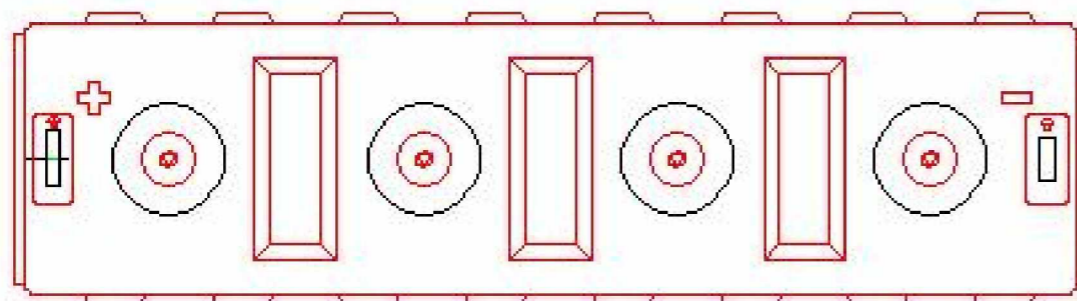
1.265 SP. GR. 108 108



PART NUMBER: 8-HHG-29P
 WEIGHT WET: 150 LB / 68 KG
 WEIGHT DRY: 103 LB / 47 KG
 CAPACITY: 300 AH 20 HR
 CCA @ 0°F / -17.8 °C: 1,350 A
 CCA @ 32°F / 0 °C: 1,688 A
 VOLTAGE: 8 V
 OVERALL DIMENSIONS: 27x 7 1/4x 12"



MAX HEIGHT WITH OPTIONAL HYDROCAPS: 12.58" / 320 MM



Rolls

BATTERY ENGINEERING

SALEM, MASS

TITLE:

8HHG29P

DESCRIPTION:

8V DEEP CYCLE 400/4000 SERIES

CONTACT INFO:

WEB: WWW.ROLLSBATTERY.COM
 E-MAIL: SALES@ROLLSBATTERY.COM
 PHONE: 1-800-681-9914

SCALE: 1" = 6" 8 1/2" X 11" 1" = 4" 11" X 17" JPEG NOT TO SCALE

Drawn by:
S. WILES

Approved By:
D. SURRETTE

DATE: 20-Feb-01 REVISION 1.1

DRAWING NO.: DWG 025, BD8HHG29P